

Avola encastré



Luminaire encastré LED

- Luminaire encastré rond
- Vasque en PMMA opale mat ou microprismatique
- Émission directe
- Caisson thermolaqué blanc avec couvre-joint
- Convenable pour encastrement dans faux plafonds et plafonds en béton (boîtier d'encastrement disponible)
- Équipé d'une platine fluora**mod**[®]

- Résistance au choc IK 09 10J



Standard




En option

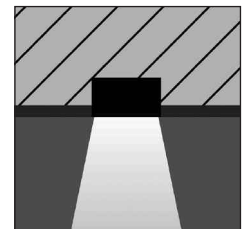
Couleur : O RAL 9016



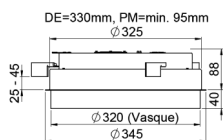
Opale mat



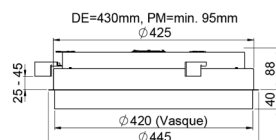
Microprismatique



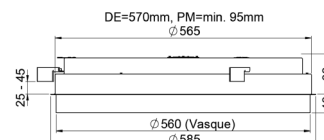
S/A = Lumière symétrique directe



Poids : 2.0 kg

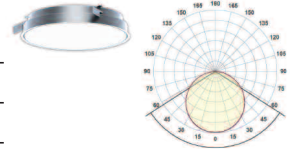


Poids : 2.2 kg

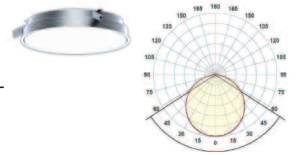


Poids : 4.7 kg

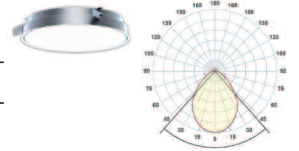
Puissance	Classe CRI	Kelvin*	UGR	Émiss.	Angle	Flux-Lumineux	lm/W	L	B	Durée-de vie (h)	Couleur	N° article	Prix CHF	
Avola encastré 345 opale mat														
12 W	I	>80	3000	≤22	S/A	115°	1340 lm	111	80	10	50'000	○	34AE2.0345.830.6HE	501.-
12 W	I	>80	4000	≤22	S/A	115°	1415 lm	118	80	10	50'000	○	34AE2.0345.840.6HE	501.-
16 W	I	>80	3000	≤22	S/A	115°	1830 lm	114	80	10	50'000	○	34AE2.0345.830.6WB	511.-
16 W	I	>80	4000	≤22	S/A	115°	1930 lm	121	80	10	50'000	○	34AE2.0345.840.6WB	511.-
20 W	I	>80	3000	≤25	S/A	115°	2300 lm	115	80	10	50'000	○	34AE2.0345.830.6HO	511.-
20 W	I	>80	4000	≤25	S/A	115°	2430 lm	122	80	10	50'000	○	34AE2.0345.840.6HO	511.-



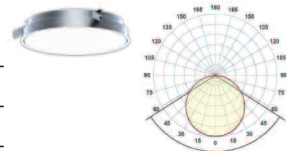
Avola encastré 345 opale mat Tunable White														
22.5 W	I	>80	2700-6500	≤25	S/A	115°	2350 lm	104	80	10	50'000	○	34AE2.0345.8TW.6HE	573.-



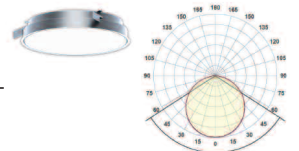
Avola encastré 345 Office														
8.5 W	I	>80	3000	≤19	S/A	82°	935 lm	110	80	10	50'000	○	34AE2.0345.830.60F	519.-
8.5 W	I	>80	4000	≤19	S/A	82°	990 lm	116	80	10	50'000	○	34AE2.0345.840.60F	519.-



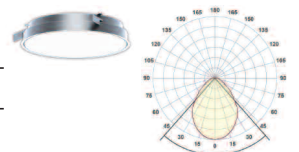
Avola encastré 445 opale mat														
16.5 W	I	>80	3000	≤22	S/A	115°	2050 lm	124	80	10	50'000	○	34AE2.0445.830.6HE	605.-
16.5 W	I	>80	4000	≤22	S/A	115°	2175 lm	132	80	10	50'000	○	34AE2.0445.840.6HE	605.-
21 W	I	>80	3000	≤25	S/A	115°	2660 lm	124	80	10	50'000	○	34AE2.0445.830.6WB	605.-
21 W	I	>80	4000	≤25	S/A	115°	2770 lm	132	80	10	50'000	○	34AE2.0445.840.6WB	605.-
26 W	I	>80	3000	≤25	S/A	115°	3150 lm	119	80	10	50'000	○	34AE2.0445.830.6HO	605.-
26 W	I	>80	4000	≤25	S/A	115°	3360 lm	127	80	10	50'000	○	34AE2.0445.840.6HO	605.-



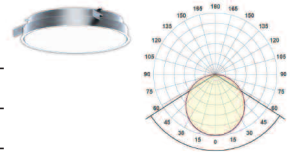
Avola encastré 445 opale mat Tunable White														
27 W	I	>80	2700-6500	≤25	S/A	115°	3145 lm	116	80	10	50'000	○	34AE2.0445.8TW.6HE	666.-



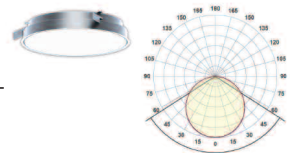
Avola encastré 445 Office														
13 W	I	>80	3000	≤19	S/A	82°	1630 lm	125	80	10	50'000	○	34AE2.0445.830.60F	616.-
13 W	I	>80	4000	≤19	S/A	82°	1735 lm	133	80	10	50'000	○	34AE2.0445.840.60F	616.-



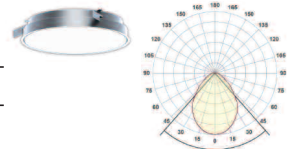
Puissance	Classe CRI	Kelvin*	UGR	Émiss.	Angle	Flux-Lumineux	lm/W	L	B	Durée-de vie (h)	Couleur	N° article	Prix CHF	
Avola encastré 585 opale mat														
31.5 W	I	>80	3000	≤22	S/A	115°	4185 lm	133	80	10	50'000	○	34AE2.0585.830.6HE	778.–
31.5 W	I	>80	4000	≤22	S/A	115°	4440 lm	141	80	10	50'000	○	34AE2.0585.840.6HE	778.–
48 W	I	>80	3000	≤25	S/A	115°	6165 lm	128	80	10	50'000	○	34AE2.0585.830.6WB	778.–
48 W	I	>80	4000	≤25	S/A	115°	6580 lm	137	80	10	50'000	○	34AE2.0585.840.6WB	778.–
65 W	I	>80	3000	≤25	S/A	115°	8085 lm	124	80	10	50'000	○	34AE2.0585.830.6HO	782.–
65 W	I	>80	4000	≤25	S/A	115°	8680 lm	134	80	10	50'000	○	34AE2.0585.840.6HO	782.–



Avola encastré 585 opale mat Tunable White														
66 W	I	>80	2700–6500	≤25	S/A	115°	8165 lm	124	80	10	50'000	○	34AE2.0585.8TW.6HE	849.–

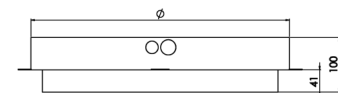


Avola encastré 585 Office														
23 W	I	>80	3000	≤19	S/A	82°	2980 lm	130	80	10	50'000	○	34AE2.0585.830.60F	803.–
23 W	I	>80	4000	≤19	S/A	82°	3200 lm	139	80	10	50'000	○	34AE2.0585.840.60F	803.–



Accessoires en option:

Boîtier d'encastrement



Couleur:	Diamètre:	N° article:	Prix CHF:
RAL 9016	Ø = 375 pour Avola 345	34EB.345.60	368.–
RAL 9016	Ø = 475 pour Avola 445	34EB.445.60	399.–
RAL 9016	Ø = 615 pour Avola 585	34EB.585.60	466.–

V-2022-04: 4.04